

Luminaire with a higher protection rating - Opal diffuser - direct distribution - impact-proof, through wired

Housing with a smooth surface made of polycarbonate, white end faces RAL 9003. Cable entry on front with twist-fix bayonet closure; with click-lock catch on the side. Housing colour light grey; Opal diffuser. Integrated driver. Electrical connection via 5-pole connection terminal with plug-in contacts.. Through-wired. Fastening clips and suspension bracket are also included in the scope of delivery. Sensor surface-mounting kit, Swivel mounting bracket SBB, to be ordered separately. Suitable for feed-through wiring.

CHARACTERISTICS

Order number	50122024100
EAN number	4020863381456
Commodity code	94051140
Certification mark	IP 65, Protection class I, F, D, HACCP DIN10500/Food/IFS/BRC, Indoor, CE
Impact resistance (IK rating)	IK08 (-20°C bis 40°C)
Ambient temperatur	ta -20°C to 40°C
Warranty period	5 years
State funding programs	BEG - Federal funding for efficient buildings (valid only for Germany)

ELECTRICAL ENGINEERING

Controller	Electronic driver (1 pcs.)
Wiring	5x1.5mm², throughwired, plug-in contact for 5x1.5qmm
System output	39W
Mains voltage	230V/50Hz
Circuit breakers (inrush current)	17 pieces/B10, 28 pieces/B16, 29 pieces/C10, 48 pieces/C16
Energy efficiency class/light source	C

LIGHTING TECHNOLOGY

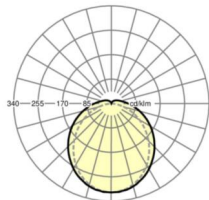
Placement	LED, Colour rendering/Light colour CRI ≥ 80 / 4000K
Colour tolerance (MacAdam)	5SDCM
Photobiological safety (Luminaire)	RG0
Nominal luminous flux	5983lm
LED service life	50000h L80/B10 (Tq 40°C)
Luminaire luminous efficiency	153lm/W
UGR lat./long.	26.1 / 23.9

MECHANICS

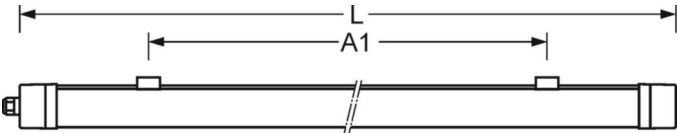
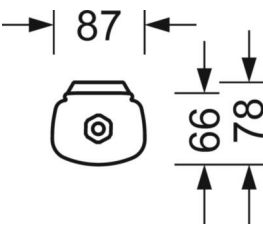
Housing colour	light grey
Dimensions (LxWxH/DxH)	1200mm x 87mm x 66mm
Weight (net)	1.7kg
Cable entry KE	at the end
Type of installation	Ceiling-mounted single installation, Pendant individual mounting, Wall mounting, Mounting rail installation

DEEP-LINK

<https://www.regiolux.de/en/article/50122024100>



Reference	LED 6000lm 840
ηLB	100 %
Φ ↓/↑	92 % / 8 %
UGR lat./long.	26.1 / 23.9



Dimensions

L	1200 mm	Length
B	87 mm	Width
H	66 mm	Height
A1	700 mm	Mounting distance single mounting
A3	575 mm	Mounting distance between luminaires in a light run arrangement
X	0 mm	Distance cable infeed to the center of the luminaire on the X-axis
Y	600 mm	Distance cable infeed to the center of the luminaire on the Y-axis

